
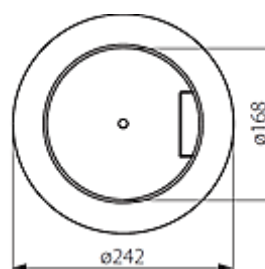
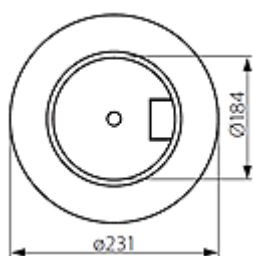
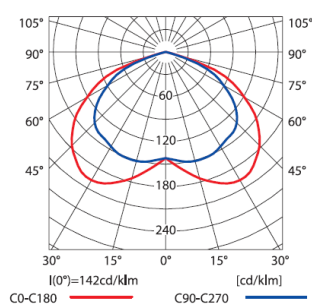


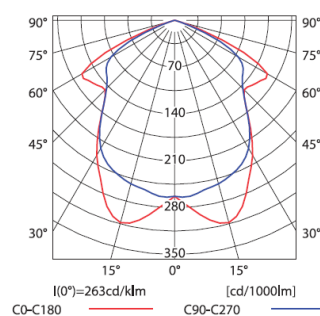
DOWNLIGHT



krzywa rozsyłu światłości /
curve of intensity distribution
 $\eta = 61\%$



krzywa rozsyłu światłości /
curve of intensity distribution
 $\eta = 70\%$



BATERTECH 02 2M

- ✓ Obudowa – blacha stalowa
- ✓ Odbłyśnik – aluminium
- ✓ Dostępne opcje: Moc [W] – 2x26/1220g i 2170g.

